

# PROGRAMMABLE DIGITAL INDICATOR DP35CP

## INSTRUCTIONS MANUAL



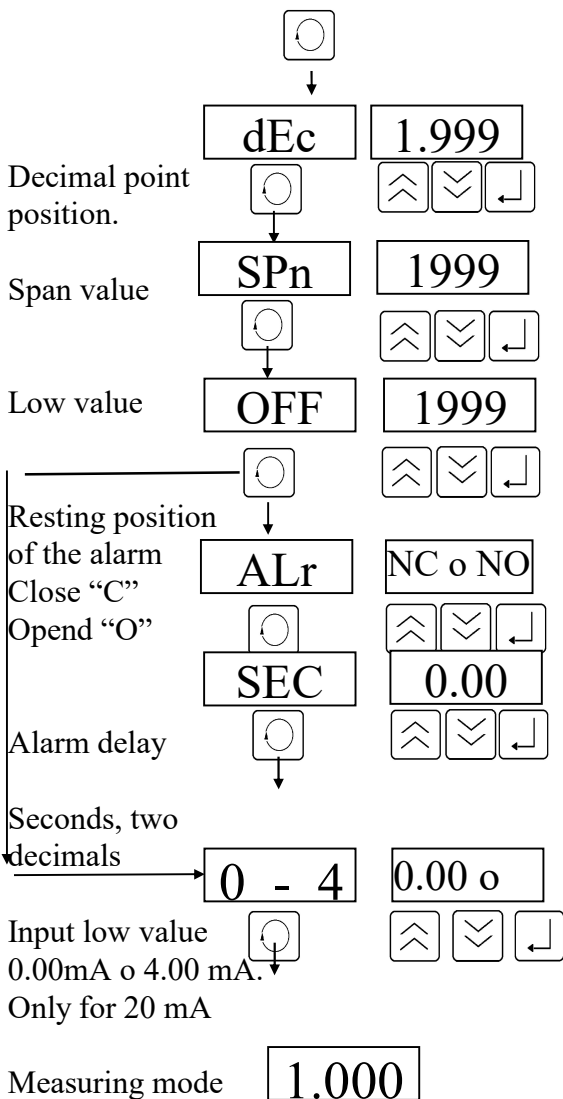
### SETTING :

The parameters of DP35CP are setted using the four keys in the front of the meter.

Enter key to validate

Cyclical key to pass to next parameter.

Up and down keys.



During parameters setting the display is blinking. Once in programming mode for any parameter, using up and down keys set the desired value. Then press enter key to validate.

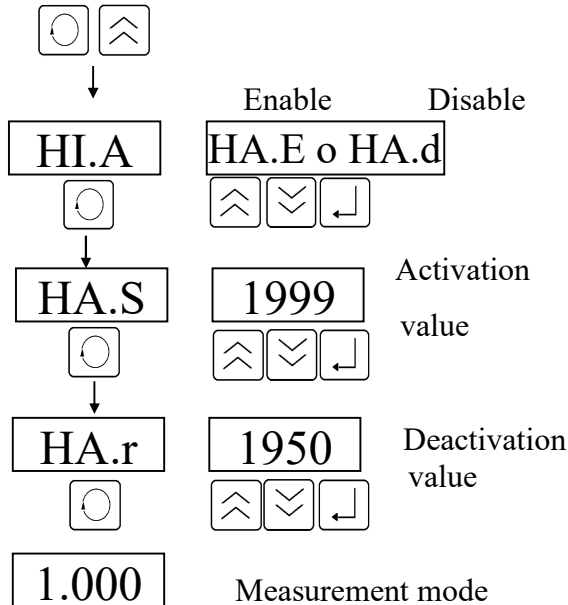
Any value can be setted for the init and the end of the range, going up or down, positive or negative.

### ALARM SETTING

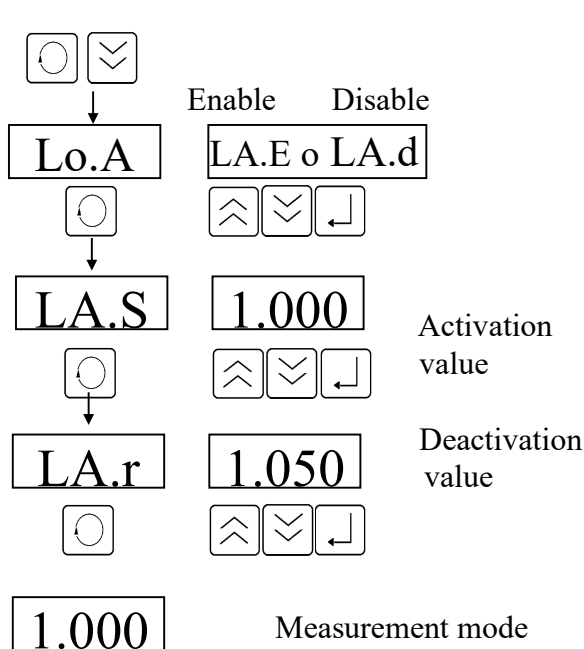
#### PROGRAMACIÓN DE LA ALARMA:

DP35CP optionally has an alarm. The procedure for programming the alarm is:

#### MAXIMUM VALUE ALARM



#### MINIMUM VALUE ALARM



The alarm can be set by upload, download or both. Once an alarm state occurs, by pressing the display will indicate which of them is HI.A or Lo.A.

## SAFETY INDICATIONS

- Before installing the indicator read this instruction manual completely
- The installation of the indicator must be carried out by qualified personnel in electrical installations.
- Check that the indicator characteristics indicated on its label correspond to those of the installation where it is to be used.
- Do not use the indicator if its plastic case is damaged and return it to your supplier.
- Do not connect the indicator to the installation without disconnecting the voltage.
- Avoid field work unless another person can assist you.
- The indicator is not provided with a protection device, so it must be provided by the general installation.
- Do not use the indicator in explosive atmospheres, or in humid environments with possibility of condensation.
- The indicator must not be opened. No preventive maintenance is required.
- In case of failure it must be sent to our facilities for repair and calibration.

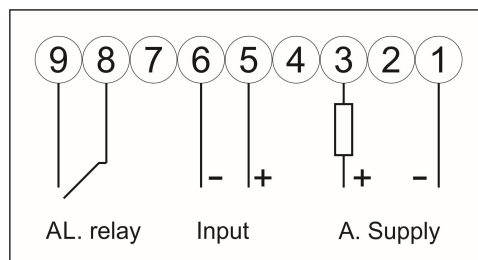
## TECHNICAL SPECIFICATIONS:

- Accuracy** 0.1 ± 1 digit
- Input**
- Voltage 1, 5, 10 V; 60 mV
  - Current 1, 5, 10, 20, 4..20 mA
- Auxiliary supply**
- AC 110, 230, 400 V
  - DC 12, 24, 48, 110, 220 V
- Isolation** 2kV 50Hz. 1min.
- Environmental characteristics**
- Temperature -10 a 55°C
- Relative humidity: 0 a 95% without condensation.
- Installation category III
- Pollution degree: 2

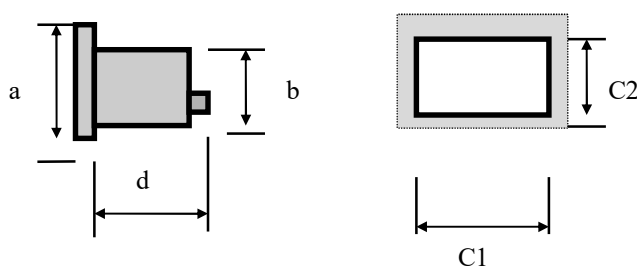
## Alarm

- Relay output
- Contact 250 Vac 5 A

## CONNECTION



## DIMENSIONS



mm	DP35CP
a	96 x 48
b	90,5 x 42,5
c	91,5 <sup>+0,8</sup> x 43,6 <sup>+0,6</sup>
d	122



## S.A. DE CONSTRUCCIONES INDUSTRIALES

Aragoneses, 15 – 28108 Alcobendas (Madrid). España.  
Tel. : 34 - 91 - 519.02.45 Fax. : 34 -91 - 416.96.46  
<http://www.saci.es> e-mail : [saci@saci.es](mailto:saci@saci.es)